
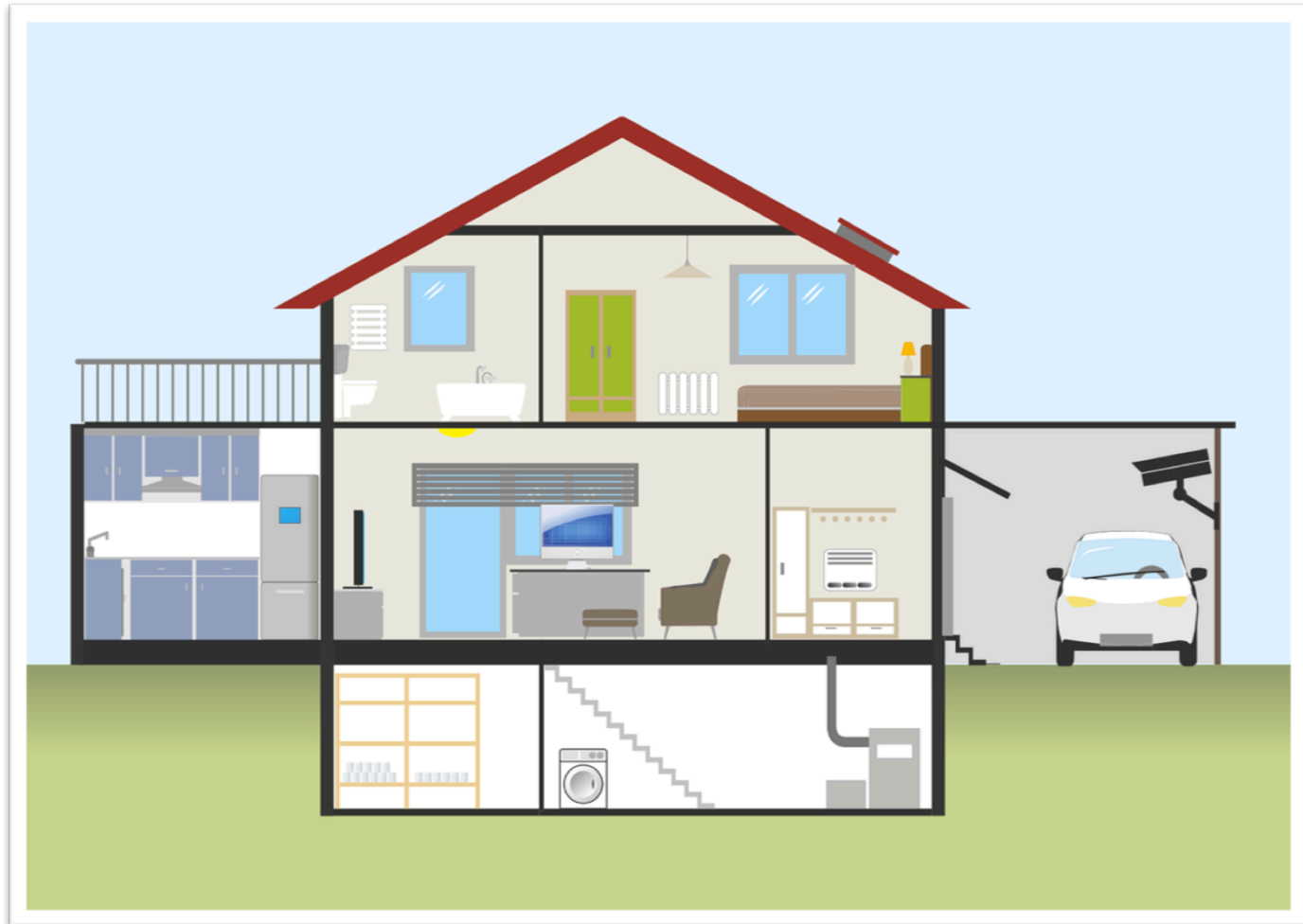


Fire Safety



A presentation for Secondary School
Students with an Autistic Spectrum
Disorder.

Fire Prevention at Home



Fire Prevention at Home

- It is important to know about fire prevention at home.
- In each room in your home there are fire risks.
- Make sure you put the appropriate measures in place to prevent a fire in your home.

Kitchen



Autism Speaks Canada
Giant Steps School of Montréal

Kitchen

- When cooking in the kitchen, it is important to watch over the pots and pans when using them on the burner.
- Make sure that any electrical device (kettles, toasters, etc.) are properly held in the electrical outlet.
- Keep a small fire extinguisher easily accessible in the kitchen.



Living Room



Autism Speaks Canada
Giant Steps School of Montréal

Living Room

- If you have a fireplace in your living room, make sure to watch over it when a fire is lit.
- If someone in your home smokes, make sure that all cigarettes are safely put out inside an ashtray.
- Make sure that electrical wires are not under a carpet.

Bedroom



Bedroom

- Make sure the heaters in your bedroom are working properly and have an open space around them.
- Make sure the light bulbs in your lamps are correctly installed and do not touch any fabric.
- It is a good idea to have a smoke detector in your bedroom or in the hallway next to your bedroom.

Bathroom



Autism Speaks Canada
Giant Steps School of Montréal

Bathroom

- Make sure any electrical device (hair dryer, etc.) plugged into an electrical socket does not have any contact with water.

Basement & Garage

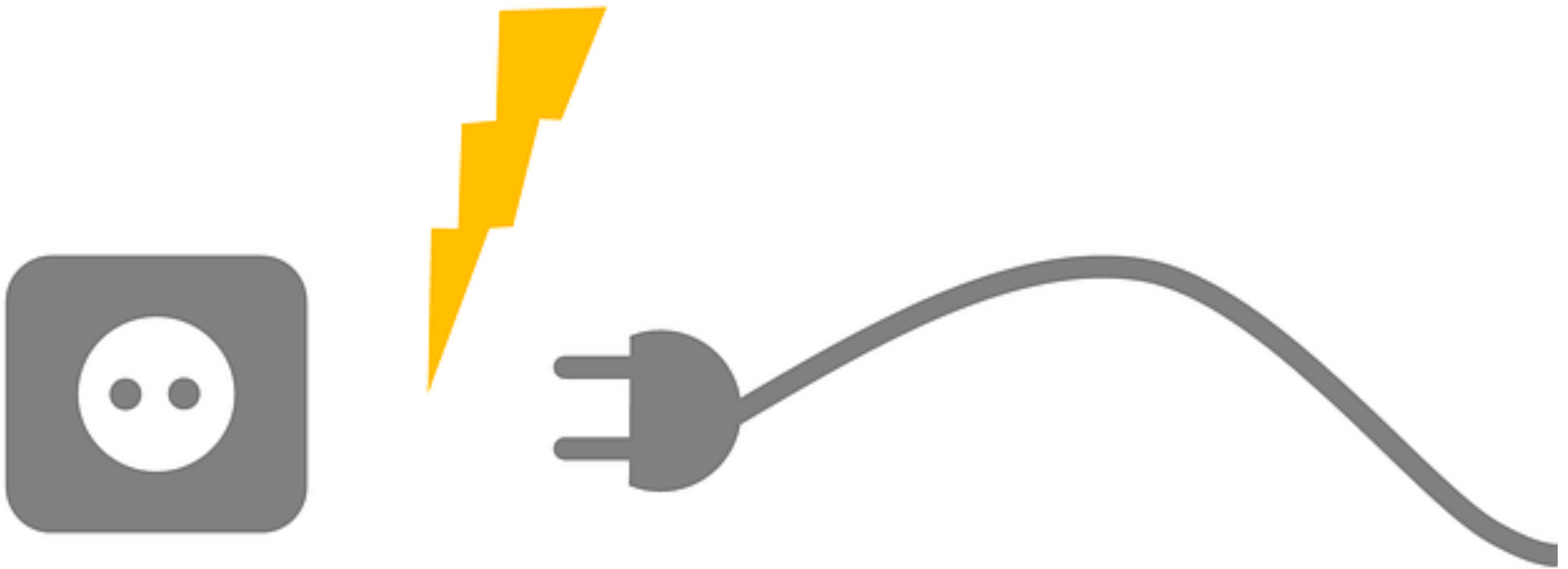


Autism Speaks Canada
Giant Steps School of Montréal

Basement & Garage

- Make sure any flammable products (paint, oil, etc.) are kept in well ventilated areas.
- Make sure any electrical devices (washing machine, dryer, etc.) are not in use when you are not home.

Electrical Outlets

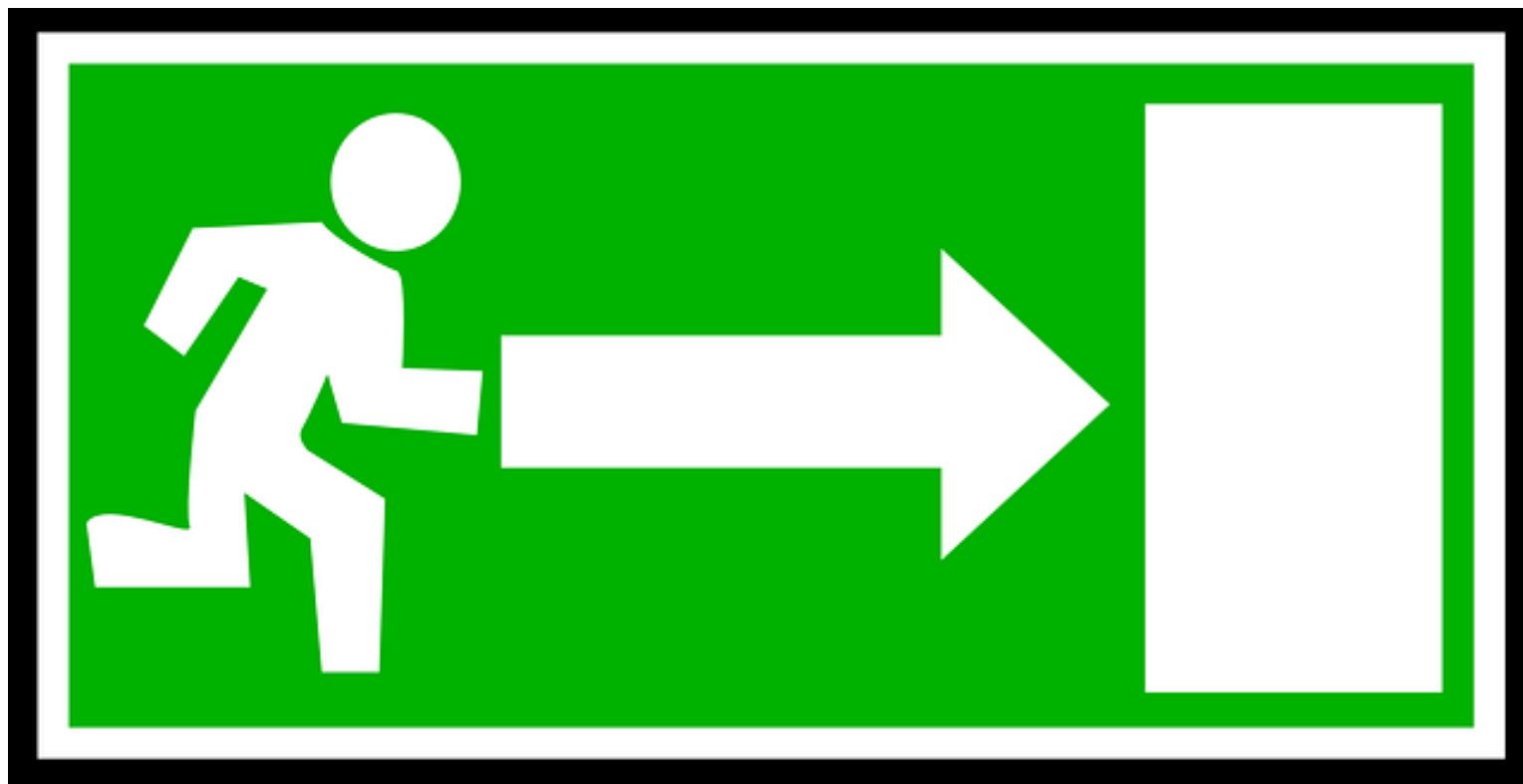


Electrical Outlets

- Do not overload an electrical outlet with too many electrical devices.
- Use a power bar with a circuit breaker if you need to plug in multiple electrical devices.



Fire Escape Plan



Fire Escape Plan

1. Draw a plan of your home.
2. Label all the exits.
3. Draw 2 exit plans from each room.
4. Indicate a meeting place outside (usually at the front of your home).
5. If you live in an apartment building, check the evacuation procedures with the property owner.

Safety Tips



Safety Tips

- When using fire safely (candles, fireplace, camp fires, etc.) never leave the fire unattended.
- Make sure your smoke detectors are working correctly and have working batteries.
- Make sure to have a fire escape plan and learn it well.

Firefighters



Autism Speaks Canada
Giant Steps School of Montréal

Firefighters

- If there is a fire in your home, firefighters will come and put it out.
- Make sure you follow their instructions.
- Make sure you tell them if you need any support in order to meet your needs.