



Fire Safety

An activity book for students with an
Autism Spectrum Disorder



Where can we use fire safely?

Where can fire be used safely? Use the pictures to help you.



What keeps us safe from fire?

Cut out the pictures and glue them next to their correct description.

If I smell smoke, I make a very loud sound to alert you. Make sure I always have working batteries!


When you call me, I will come in a big truck to put out the fire. I wear a special uniform to keep me safe from the heat and the flames.

It's a good idea to have me somewhere in your house in case a small fire breaks out. Make sure to tell an adult if you see a fire.




Where can fire be dangerous?

Circle all the pictures where fire can be **DANGEROUS**.



Where can we use fire safely?

Circle all the pictures where fire can be used **SAFELY**.



What to do if I hear a fire alarm

Cut out each step (from the following page) and glue them in the correct order.

1

2

3

4

What to do if I hear a fire alarm

Cut out each step and glue them in the correct order.

LOOK and LISTEN to the adult.

STOP what you are doing.

Go to your WAITING DESTINATION.

CALMLY leave the building.

My evacuation plan


1. Draw a floorplan of your school.
2. Label all the doors.
3. With a **RED** marker, draw out the quickest exit.
4. With a **BLUE** marker, draw out another quick exit.
5. Label your waiting area outside.




What to do if I am on fire

Practice these 3 important steps! **STOP! DROP! ROLL!**


1. STOP!



2. DROP!



3. ROLL!



Identifying a firefighter

Fill in the blanks.



Water Hose

Coat

Helmet

Reflective Stripes

Boots

Gloves

Role of a firefighter

Fill in the blanks.

1. Firefighters work to keep people _____.
2. They were a special _____ and carry special _____ to keep themselves safe from dangerous fire.
3. They are called for all kinds of situations, like fires, _____ or _____.
4. They drive big _____.
5. Make sure you _____ to their instructions and stay safe!

listen

floods

equipment

uniform

trucks

safe

car crashes

This activity book has been created in partnership with first responders and the autism community.

For more educational materials and information about autism, visit: asdfirstresponders.ca



CENTRE de RESSOURCES et de FORMATION
RESOURCE and TRAINING CENTRE